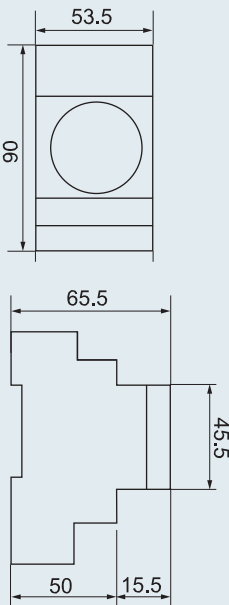


# 24-HOUR ANALOG TIMER

The products according to the time set by the user, automatically turn on and turn off the variety of electrical equipment. Control object can lights, light boxes, neon signs, production equipment, agriculture, aquaculture, warehouse exhaust dehumidifier automatically preheat optimal control products, such as radio and television equipment.

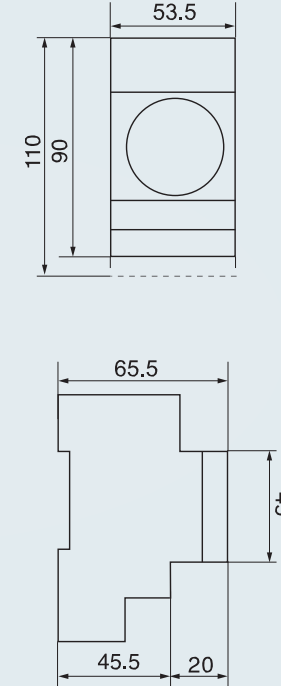


SUL181d	
AC 110V/220V/240V 50-60Hz	
2.5VA	
AC 220V 16A	
≤ 50MΩ	
≥ 100MΩ	
-10°C ~ +55°C	
≤ 2S/天 25°C	
控制灯: 1000W 阻性负载: 16A/250VAC(cosΦ=1) 感性负载: 3A/250VAC(cosΦ=0.6)	
充电 24 小时, 断电后可持续工作 200 小时	
24h	
200h ( 220V ) , 100h ( 110V )	
15分	
15分 / 次 96次	
90×54×65mm	
152g	
导轨安装	

Item No.	SUL181d
Operating Voltage	AC 110V/220V/240V 50-60Hz
Power Consumption	2.5VA
Contact Capacity	AC 220V 16A
Contact Resistance	≤ 50MΩ
Insulation Resistance	≥ 100MΩ
Operating Temperature	-10°C ~ +55°C
Accuracy	≤ 2S/day 25°C
Contact Capacity	Lamp Load : 1000W Resistive Load : 16A/250VAC(cosΦ=1) Inductive Load : 3A/250VAC(cosΦ=0.6)
Working reserve time	200 hours after recharging 24 hours
Full Timing Range	24h
Storage Battery	200h ( 220V ) , 100h ( 110V )
Minimum Setting Unit	15 Minuters
Setup Times	15 Minuters/time 96 Time
Dimension	90×54×65mm
Weight	152g
Installing Mode	DIN rail mounting

# 24-HOUR ANALOG TIMER

The products according to the time set by the user, automatically turn on and turn off the variety of electrical equipment. Control object can lights, light boxes, neon signs, production equipment, agriculture, aquaculture, warehouse exhaust dehumidifier automatically preheat optimal control products, such as radio and television equipment.

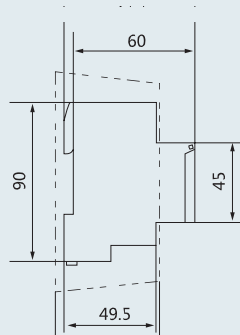
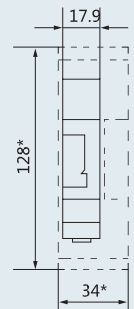
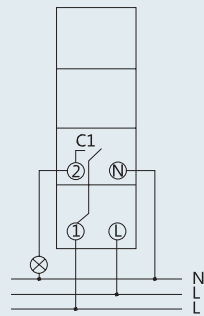


SUL181h	SUL161h
AC 110V/220V/240V 50-60Hz	
2.5VA	2.5VA
AC 220V 16A	AC 220V 16A
≤ 50MΩ	≤ 50MΩ
≥ 100MΩ	≥ 100MΩ
-10°C ~ +55°C	-10°C ~ +55°C
24h	24h
150h	不带电池
30分	30分
30分 / 次 48次	30分 / 次 48次
90×54×65mm	90×54×65mm
152g	152g

Item No.	SUL181h	SUL161h
Operating Voltage	AC 110V/220V/240V 50-60Hz	
Power Consumption	2.5VA	2.5VA
Contact Capacity	AC 220V 16A	AC 220V 16A
Contact Resistance	≤ 50MΩ	≤ 50MΩ
Insulation Resistance	≥ 100MΩ	≥ 100MΩ
Operating Temperature	-10°C ~ +55°C	-10°C ~ +55°C
Accuracy	≤ 2S/day 25°C	≤ 2S/day 25°C
Contact Capacity	Lamp Load : 1000W Resistive Load : 16A/250VAC(cosΦ=1) Inductive Load : 3A/250VAC(cosΦ=0.6)	
Working reserve time	150 hours after recharging 24 hours	
Full Timing Range	24h	24h
Storage Battery	150h	Without Battery
Minimum Setting Unit	30 Minuters	30 Minuters
Setup Times	30 Minuters/time 48 Time	30 Minuters/time 48 Time
Dimension	90×54×65mm	90×54×65mm
Weight	152g	152g
Installing Mode	DIN rail mounting	DIN rail mounting

# 24-HOUR ANALOG TIMER

- ◆ 24-Hour analog time
- ◆ 1 Channel
- ◆ Daily Program
- ◆ With power reserve(exchangeable NIMH rechargeable battery)
- ◆ 96 Switching segments
- ◆ Quartz controlled
- ◆ Shortest switching time:15 minutes
- ◆ Screw terminals



Item No. 型号	SUL180a
Operating Voltage 工作电压	230~240 V AC
Frequency 频率	50~60 Hz
Number of channels 通道数	1
Width 宽度	1 modules
Installation Type 安装方式	DIN rail
Type Of Connection 类型的连接	Screw Terminals
Drive 驱动方式	Quartz-controlled stepper motor
Program 编程	Daily program
Power Reserve 储电时间	3 Days
Switching Capacity 开关容量	250V Ac,Cosφ=1 16A 250V Ac,Cosφ=0.6 4A
Incandescent/Halogen Lamp Load 灯负载功率	1000W
Shortest Switching Times 最小开关时间	15 min 15分
Time Accuracy At 25 °C 精确度在 25°C	≤ ±1 s/day(quartz)
Type Of Contact 触点类型	NO contact
Number Of Switching Segments 开关次数	96
Stand-By Consumption 待机消耗	~0.5W
Type Of Protection 防护等级	IP 20
Protection Class 防护标准	II according to EN 60 730-1
Ambient Temperature 工作温度	-10°C ~+50°C

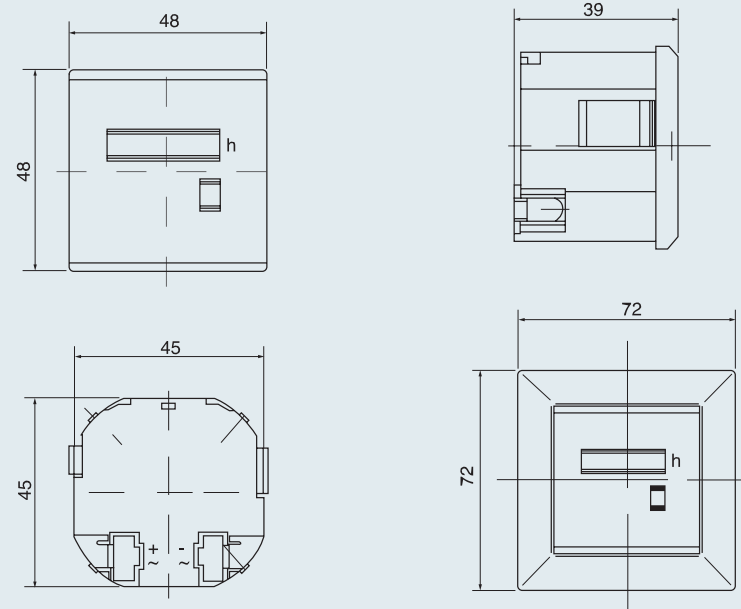
# HOUR METER




This hour meter is mechanical type. Widely applied in each kind of machine, equipment and device (such as environmental protection equipment generator etc). Used for demonstrate the machine, the equipment, the device accumulation operating time. It is mechanical type accumulation, the longest time for accumulation time can be 11 years. It still can maintain the data after the power cut.

型号	BZ142-1	BZ142-2	BZ142-3
工作电压	AC 24, 48, 110, 127, 220, 240, 380		DC 10-80V
频率	50Hz	60Hz	
累时范围	0-99,999.99 小时		
外形尺寸	48×48×40mm		
重量	50g		
安装方式	嵌入式		

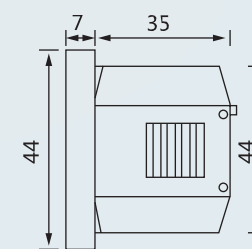
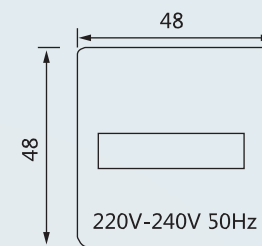
Item No.	BZ142-1	BZ142-2	BZ142-3
Operating Voltage	AC 24, 48, 110, 127, 220, 240, 380		DC 10-80V
Ferquency	50Hz	60Hz	
Time Range	0-99,999.99 hours		
Dimension	48×48×40mm		
Net Weight	50g		
Mounting	Insert Type		



# HOUR METER



This hour meter is mechanical type. Widely applied in each kind of machine, equipment and device (such as environmental protection equipment generator etc). Used for demonstrate the machine, the equipment, the device accumulation operating time. It is mechanical type accumulation, the longest time for accumulation time can be 11 years. It still can maintain the data after the power cut.



HM-1	HM-2	HM-3
AC 24, 110, 220, 240		DC 10-60V
50Hz	60Hz	
0-99,999.99 小时		
48×48×35mm		
50g		
嵌入式		

Item No.	HM-1	HM-2	HM-3
Operating Voltage	AC 24, 110, 220, 240		DC 10-60V
Ferquency	50Hz	60Hz	
Time Range	0-99,999.99 hours		
Dimension	48×48×35mm		
Net Weight	50g		
Mounting	Insert Type		